

# 第3回 島田市水道料金等審議会

令和3年 6月30日

島田市都市基盤部水道課

# 目 次

- 1 前回までの審議会決定事項
- 2 改定時期延期に伴う財政シミュレーションの見直し
- 3 水道の使用状況
- 4 基本料金の検討
- 5 従量料金及び料金案の検討

# 1 前回までの審議会決定事項

- ①料金改定の算定期間は4年間とする。(R5～R8年度)
- ②基本料金収入の割合は、料金収入全体の約35%とする。
- ③基本料金について、現在は13mm～25mmは同額であるが、新料金ではすべて分ける場合と、13mmと20mmは同額とする場合で検討する。
- ④従量料金は、現在と同様に単一制とする。
- ⑤クレジット収納の導入については、今回は見送る。


※①は第1回審議会、②～⑤は第2回審議会で決定

## 2 改定時期延期に伴う財政シミュレーションの見直し

### 財政シミュレーション見直しの検討条件

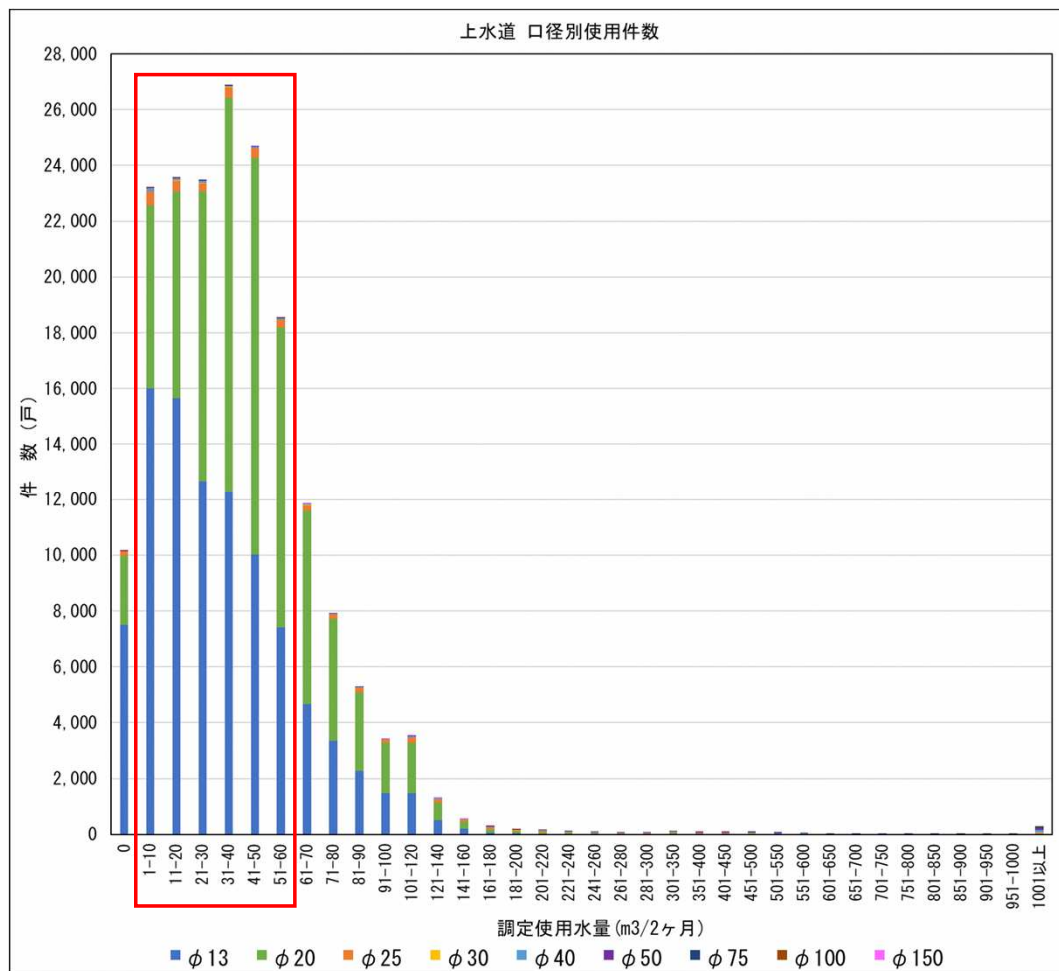
- ・料金改定の時期を1年延長（次回をR5、それ以降4年毎）
- ・企業債の起債充当率は、1年ずらして当初の計画値を計上
- ・その他の条件や目標値は、当初のシミュレーションを継承

R4に8%、R8に8%、R12に10%の改定予定（第1回 資料3-2参照）



R5に9%、R9に10%、R13に9%の改定に変更（資料1参照）

### 3 水道の使用状況



- 13mmと20mmの件数が多く、全体の**97%**を占める。
- 13mmは、「**1~10m<sup>3</sup>**」の件数が最も多い（単身世帯や事務所）
- 20mmは、「**41~50m<sup>3</sup>**」の件数が最も多い（3、4人世帯）
- 全体としては「**1~60m<sup>3</sup>**」の件数が多く、全体の**75%**を占める。

※詳細な内訳は、「資料2、資料3」を参照

【1ヵ月の使用水量の目安】

島田市の一人一日平均使用水量は「**約250L**」（令和元年度実績値）

∴ 250L × 30日 = 7,500L = **7.5m<sup>3</sup>**

## 4 基本料金の検討

### 【他事業体の基本料金との比較(R3年6月現在)】

単位：円(税込・2か月分)

|       | 島田市    | 静岡市     | 浜松市     | 焼津市                    | 掛川市                    | 藤枝市                    | 袋井市                    | 菊川市                 | 牧之原市                | 吉田町                    | 大井上水道<br>企業団           |
|-------|--------|---------|---------|------------------------|------------------------|------------------------|------------------------|---------------------|---------------------|------------------------|------------------------|
| 基本水量  | なし     | なし      | なし      | 25mmまで20m <sup>3</sup> | 20mmまで16m <sup>3</sup> | 25mmまで20m <sup>3</sup> | 20mmまで16m <sup>3</sup> | 全口径16m <sup>3</sup> | 全口径20m <sup>3</sup> | 20mmまで20m <sup>3</sup> | 25mmまで16m <sup>3</sup> |
| 13mm  | 2,200  | 1,540   | 1,320   | 1,496                  | 2,200                  | 2,112                  | 1,452                  | 2,514               | 3,520               | 2,200                  | 1,650                  |
| 20mm  | 2,200  | 1,540   | 1,408   | 2,156                  | 2,200                  | 2,684                  | 2,530                  | 2,514               | 3,520               | 3,520                  | 1,650                  |
| 25mm  | 2,200  | 2,200   | 1,584   | 2,552                  | 2,933                  | 3,124                  | 2,992                  | 2,872               | 5,632               | 5,280                  | 2,090                  |
| 30mm  | 2,640  | 5,764   | 3,300   | 3,520                  | 4,190                  | 2,750                  | 4,609                  | 4,142               | 9,086               | 7,590                  | 3,300                  |
| 40mm  | 3,520  | 5,764   | 6,380   | 6,248                  | 7,543                  | 4,752                  | 9,900                  | 7,363               | 13,904              | 14,520                 | 4,400                  |
| 50mm  | 4,400  | 11,528  | 13,640  | 14,080                 | 11,943                 | 10,384                 | 17,743                 | 11,507              | 21,450              | 24,750                 | 5,664                  |
| 75mm  | 6,600  | 22,094  | 30,800  | 30,800                 | 27,238                 | 20,746                 | 51,392                 | 25,880              | 41,470              | 49,500                 | 11,000                 |
| 100mm | 8,800  | 40,854  | 61,600  | 62,920                 | 48,190                 | 38,258                 | 109,472                | 46,021              | 70,730              | 85,800                 | 71,500                 |
| 125mm | 11,000 | —       | 61,600  | —                      | —                      | 64,328                 | —                      | —                   | —                   | —                      | —                      |
| 150mm | 13,200 | 103,444 | 162,800 | 179,520                | 104,762                | 100,782                | —                      | —                   | —                   | —                      | 85,800                 |
| 200mm | —      | 103,444 | 341,000 | —                      | —                      | —                      | —                      | —                   | —                   | —                      | —                      |
| 300mm | —      | —       | 341,000 | 1,108,800              | —                      | —                      | —                      | —                   | —                   | —                      | —                      |

※赤字は基本水量が付与されている金額

※青塗は島田市の基本料金よりも安い金額

- 口径20mm以下は他事業体と同程度の料金水準
- 口径25mm以上は他事業体よりも安く、口径が大きいほど差が大きい

## 【基本料金の算定】

### 検討条件

- ・総収入(税抜)は令和5年度～令和8年度推計値の平均値 (≒1,102百万円)
- ・基本料金の収入割合は35%

### 案① 各口径の基本料金を分けた場合

単位：円(税抜)

| 口径    | 給水戸数(戸) | 検針・集金  | 量水器       | 固定費       | 合計        | 基本料金   | 現在     | 差額     |
|-------|---------|--------|-----------|-----------|-----------|--------|--------|--------|
| 13mm  | 18,547  | 623.36 | 85.34     | 899.41    | 1,608.11  | 1,700  | 2,000  | -300   |
| 20mm  | 14,843  | 623.36 | 124.62    | 1,313.13  | 2,061.11  | 2,100  | 2,000  | 100    |
| 25mm  | 686     | 623.36 | 155.49    | 1,709.67  | 2,488.52  | 2,500  | 2,000  | 500    |
| 30mm  | 29      | 623.36 | 413.79    | 2,281.61  | 3,318.76  | 3,400  | 2,400  | 1,000  |
| 40mm  | 203     | 623.36 | 466.34    | 3,800.49  | 4,890.19  | 4,900  | 3,200  | 1,700  |
| 50mm  | 84      | 623.36 | 1,704.37  | 5,613.10  | 7,940.83  | 8,000  | 4,000  | 4,000  |
| 75mm  | 16      | 623.36 | 2,406.25  | 11,687.50 | 14,717.11 | 14,800 | 6,000  | 8,800  |
| 100mm | 4       | 623.36 | 2,708.33  | 20,458.33 | 23,790.02 | 23,800 | 8,000  | 15,800 |
| 150mm | 1       | 623.36 | 12,000.00 | 42,833.33 | 55,456.69 | 55,500 | 12,000 | 43,500 |

※給水戸数は令和5年度～8年度予測値の平均

※量水器および固定費の金額は、口径13mmを基準に算出

## 案② 13mmと20mmの基本料金を同額とした場合

単位：円(税抜)

| 口径        | 給水戸数(戸) | 検針・集金  | 量水器       | 固定費       | 合計        | 基本料金   | 現在     | 差額     |
|-----------|---------|--------|-----------|-----------|-----------|--------|--------|--------|
| 13mm      |         |        |           |           |           |        |        |        |
| 13mm,20mm | 33,390  | 623.36 | 104.79    | 1,107.01  | 1,835.16  | 1,900  | 2,000  | -100   |
| 25mm      | 686     | 623.36 | 130.71    | 1,317.78  | 2,071.85  | 2,100  | 2,000  | 100    |
| 30mm      | 29      | 623.36 | 344.83    | 1,747.13  | 2,715.32  | 2,800  | 2,400  | 400    |
| 40mm      | 203     | 623.36 | 392.45    | 2,648.60  | 3,664.41  | 3,700  | 3,200  | 500    |
| 50mm      | 84      | 623.36 | 1,434.52  | 3,803.57  | 5,861.45  | 5,900  | 4,000  | 1,900  |
| 75mm      | 16      | 623.36 | 2,020.83  | 7,302.08  | 9,946.27  | 10,000 | 6,000  | 4,000  |
| 100mm     | 4       | 623.36 | 2,291.67  | 12,666.67 | 15,581.70 | 15,600 | 8,000  | 7,600  |
| 150mm     | 1       | 623.36 | 10,000.00 | 23,333.33 | 33,956.69 | 34,000 | 12,000 | 22,000 |

※給水戸数は令和5年度～8年度予測値の平均

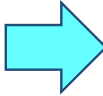
※量水器および固定費の金額は、口径20mmを基準に算出



## 基本料金の比較表

単位：円(税抜)

| 口径    | 現在     | 案①     |      | 案②     |        |
|-------|--------|--------|------|--------|--------|
|       |        | 基本料金   | 改定率  | 基本料金   | 改定率(%) |
| 13mm  | 2,000  | 1,700  | 85%  | 1,900  | 95%    |
| 20mm  | 2,000  | 2,100  | 105% |        | 95%    |
| 25mm  | 2,000  | 2,500  | 125% | 2,100  | 105%   |
| 30mm  | 2,400  | 3,400  | 142% | 2,800  | 117%   |
| 40mm  | 3,200  | 4,900  | 153% | 3,700  | 116%   |
| 50mm  | 4,000  | 8,000  | 200% | 5,900  | 148%   |
| 75mm  | 6,000  | 14,800 | 247% | 10,000 | 167%   |
| 100mm | 8,000  | 23,800 | 298% | 15,600 | 195%   |
| 150mm | 12,000 | 55,500 | 463% | 34,000 | 283%   |

- いずれの案も口径が大きいほど、基本料金の値上げ額が大きくなる。  
 固定費の配賦方法を“直径比率”から“断面積比率”に変更※したため、大きい口径の負担が増加
- 案②の方が値上げ幅は小さい。

※配賦方法の移行は、今後、3回の料金改定で段階に実施予定

## 5 従量料金及び料金案の検討

### 検討条件

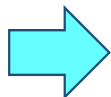
- ・総収入(税抜)は令和5年度～8年度推計値の平均値 (≒1,102百万円)
- ・総収入から、基本料金収入を差し引いた額を従量料金収入と設定
- ・従量料金は単一制 (使用量21m<sup>3</sup>以上の従量料金は一本化)

### 従量料金の検討パターン

単位：円

| 検討パターン              | 現在   | ア<br>一律(14%)<br>値上げ | イ<br>20m <sup>3</sup> 以下<br>据え置き | ウ<br>21m <sup>3</sup> 以上<br>据え置き | エ<br>イとウの平均 |
|---------------------|--|---------------------|----------------------------------|----------------------------------|-------------|
| 20m <sup>3</sup> 以下 | 14.3(15.73)  | 16(17.6)            | 14(15.4)                         | 40(44.0)                         | 27(29.7)    |
| 21m <sup>3</sup> 以上 | 117.1(128.81) : 口径25mm以下<br>128.3(141.13) : 口径30mm以上 | 133(146.3)          | 134(147.4)                       | 117(128.7)                       | 126(138.6)  |

※括弧内は税込金額を示す



基本料金：2ケース、従量料金：4ケース 全8ケースで検討

# 案①－ア 2ヶ月分の水道料金

【従量料金 20m以下：17.6円/m(税込) 21m以上：146.3円/m(税込)】

(円・税込)

| 口径  | 支払額  | 基本料金<br>(2ヶ月) | 超過料金   | 2ヶ月の使用水量 |        |        |        |        |        |        |        |        |         | コメント |
|-----|------|---------------|--------|----------|--------|--------|--------|--------|--------|--------|--------|--------|---------|------|
|     |      |               |        | 0m³      | 10m³   | 20m³   | 30m³   | 40m³   | 50m³   | 60m³   | 100m³  | 200m³  | 400m³   |      |
| 13  | 改定前  | 2,200         | 128.81 | 2,200    | 2,357  | 2,514  | 3,802  | 5,090  | 6,378  | 7,667  | 12,819 | 25,700 | 51,462  |      |
|     | 改定後  | 1,870         | 146.30 | 1,870    | 2,046  | 2,222  | 3,685  | 5,148  | 6,611  | 8,074  | 13,926 | 28,556 | 57,816  |      |
|     | アップ率 | -15.0%        | 13.6%  | -15.0%   | -13.2% | -11.6% | -3.1%  | 1.1%   | 3.7%   | 5.3%   | 8.6%   | 11.1%  | 12.3%   |      |
| 20  | 改定前  | 2,200         | 128.81 | 2,200    | 2,357  | 2,514  | 3,802  | 5,090  | 6,378  | 7,667  | 12,819 | 25,700 | 51,462  |      |
|     | 改定後  | 2,310         | 146.30 | 2,310    | 2,486  | 2,662  | 4,125  | 5,588  | 7,051  | 8,514  | 14,366 | 28,996 | 58,256  |      |
|     | アップ率 | 5.0%          | 13.6%  | 5.0%     | 5.5%   | 5.9%   | 8.5%   | 9.8%   | 10.6%  | 11.0%  | 12.1%  | 12.8%  | 13.2%   |      |
| 25  | 改定前  | 2,200         | 128.81 | 2,200    | 2,357  | 2,514  | 3,802  | 5,090  | 6,378  | 7,667  | 12,819 | 25,700 | 51,462  |      |
|     | 改定後  | 2,750         | 146.30 | 2,750    | 2,926  | 3,102  | 4,565  | 6,028  | 7,491  | 8,954  | 14,806 | 29,436 | 58,696  |      |
|     | アップ率 | 25.0%         | 13.6%  | 25.0%    | 24.1%  | 23.4%  | 20.1%  | 18.4%  | 17.5%  | 16.8%  | 15.5%  | 14.5%  | 14.1%   |      |
| 30  | 改定前  | 2,640         | 141.13 | 2,640    | 2,797  | 2,954  | 4,365  | 5,777  | 7,188  | 8,599  | 14,245 | 28,358 | 56,584  |      |
|     | 改定後  | 3,740         | 146.30 | 3,740    | 3,916  | 4,092  | 5,555  | 7,018  | 8,481  | 9,944  | 15,796 | 30,426 | 59,686  |      |
|     | アップ率 | 41.7%         | 3.7%   | 41.7%    | 40.0%  | 38.5%  | 27.3%  | 21.5%  | 18.0%  | 15.6%  | 10.9%  | 7.3%   | 5.5%    |      |
| 40  | 改定前  | 3,520         | 141.13 | 3,520    | 3,677  | 3,834  | 5,245  | 6,657  | 8,068  | 9,479  | 15,125 | 29,238 | 57,464  |      |
|     | 改定後  | 5,390         | 146.30 | 5,390    | 5,566  | 5,742  | 7,205  | 8,668  | 10,131 | 11,594 | 17,446 | 32,076 | 61,336  |      |
|     | アップ率 | 53.1%         | 3.7%   | 53.1%    | 51.4%  | 49.8%  | 37.4%  | 30.2%  | 25.6%  | 22.3%  | 15.3%  | 9.7%   | 6.7%    |      |
| 50  | 改定前  | 4,400         | 141.13 | 4,400    | 4,557  | 4,714  | 6,125  | 7,537  | 8,948  | 10,359 | 16,005 | 30,118 | 58,344  |      |
|     | 改定後  | 8,800         | 146.30 | 8,800    | 8,976  | 9,152  | 10,615 | 12,078 | 13,541 | 15,004 | 20,856 | 35,486 | 64,746  |      |
|     | アップ率 | 100.0%        | 3.7%   | 100.0%   | 97.0%  | 94.1%  | 73.3%  | 60.2%  | 51.3%  | 44.8%  | 30.3%  | 17.8%  | 11.0%   |      |
| 75  | 改定前  | 6,600         | 141.13 | 6,600    | 6,757  | 6,914  | 8,325  | 9,737  | 11,148 | 12,559 | 18,205 | 32,318 | 60,544  |      |
|     | 改定後  | 16,280        | 146.30 | 16,280   | 16,456 | 16,632 | 18,095 | 19,558 | 21,021 | 22,484 | 28,336 | 42,966 | 72,226  |      |
|     | アップ率 | 146.7%        | 3.7%   | 146.7%   | 143.5% | 140.6% | 117.4% | 100.9% | 88.6%  | 79.0%  | 55.6%  | 32.9%  | 19.3%   |      |
| 100 | 改定前  | 8,800         | 141.13 | 8,800    | 8,957  | 9,114  | 10,525 | 11,937 | 13,348 | 14,759 | 20,405 | 34,518 | 62,744  |      |
|     | 改定後  | 26,180        | 146.30 | 26,180   | 26,356 | 26,532 | 27,995 | 29,458 | 30,921 | 32,384 | 38,236 | 52,866 | 82,126  |      |
|     | アップ率 | 197.5%        | 3.7%   | 197.5%   | 194.3% | 191.1% | 166.0% | 146.8% | 131.7% | 119.4% | 87.4%  | 53.2%  | 30.9%   |      |
| 150 | 改定前  | 13,200        | 141.13 | 13,200   | 13,357 | 13,514 | 14,925 | 16,337 | 17,748 | 19,159 | 24,805 | 38,918 | 67,144  |      |
|     | 改定後  | 61,050        | 146.30 | 61,050   | 61,226 | 61,402 | 62,865 | 64,328 | 65,791 | 67,254 | 73,106 | 87,736 | 116,996 |      |
|     | アップ率 | 362.5%        | 3.7%   | 362.5%   | 358.4% | 354.4% | 321.2% | 293.8% | 270.7% | 251.0% | 194.7% | 125.4% | 74.2%   |      |

|             |     | 税抜        | 税込        |
|-------------|-----|-----------|-----------|
| 総収入<br>(千円) | 現行  | 1,020,223 | 1,122,245 |
|             | 新料金 | 1,105,377 | 1,215,831 |
| 改訂率         |     | 8.3%      | 8.3%      |

- : 対象者少数
- : 料金改定率がマイナス
- : 料金改定率が小さい (10%より小さい)
- : 料金改定率が中庸 (10%～30%)
- : 料金改定率が大きい (30%より大きい)

# 案①－イ 2ヶ月分の水道料金

【従量料金 20m以下：15.4円/m(税込) 21m以上：147.4円/m(税込)】

(円・税込)

| 口径  | 支払額  | 基本料金<br>(2ヶ月) | 超過料金   | 2ヶ月の使用水量 |        |        |        |        |        |        |        |        |         | コメント |
|-----|------|---------------|--------|----------|--------|--------|--------|--------|--------|--------|--------|--------|---------|------|
|     |      |               |        | 0m³      | 10m³   | 20m³   | 30m³   | 40m³   | 50m³   | 60m³   | 100m³  | 200m³  | 400m³   |      |
| 13  | 改定前  | 2,200         | 128.81 | 2,200    | 2,357  | 2,514  | 3,802  | 5,090  | 6,378  | 7,667  | 12,819 | 25,700 | 51,462  |      |
|     | 改定後  | 1,870         | 147.40 | 1,870    | 2,024  | 2,178  | 3,652  | 5,126  | 6,600  | 8,074  | 13,970 | 28,710 | 58,190  |      |
|     | アップ率 | -15.0%        | 14.4%  | -15.0%   | -14.1% | -13.4% | -3.9%  | 0.7%   | 3.5%   | 5.3%   | 9.0%   | 11.7%  | 13.1%   |      |
| 20  | 改定前  | 2,200         | 128.81 | 2,200    | 2,357  | 2,514  | 3,802  | 5,090  | 6,378  | 7,667  | 12,819 | 25,700 | 51,462  |      |
|     | 改定後  | 2,310         | 147.40 | 2,310    | 2,464  | 2,618  | 4,092  | 5,566  | 7,040  | 8,514  | 14,410 | 29,150 | 58,630  |      |
|     | アップ率 | 5.0%          | 14.4%  | 5.0%     | 4.5%   | 4.1%   | 7.6%   | 9.4%   | 10.4%  | 11.0%  | 12.4%  | 13.4%  | 13.9%   |      |
| 25  | 改定前  | 2,200         | 128.81 | 2,200    | 2,357  | 2,514  | 3,802  | 5,090  | 6,378  | 7,667  | 12,819 | 25,700 | 51,462  |      |
|     | 改定後  | 2,750         | 147.40 | 2,750    | 2,904  | 3,058  | 4,532  | 6,006  | 7,480  | 8,954  | 14,850 | 29,590 | 59,070  |      |
|     | アップ率 | 25.0%         | 14.4%  | 25.0%    | 23.2%  | 21.6%  | 19.2%  | 18.0%  | 17.3%  | 16.8%  | 15.8%  | 15.1%  | 14.8%   |      |
| 30  | 改定前  | 2,640         | 141.13 | 2,640    | 2,797  | 2,954  | 4,365  | 5,777  | 7,188  | 8,599  | 14,245 | 28,358 | 56,584  |      |
|     | 改定後  | 3,740         | 147.40 | 3,740    | 3,894  | 4,048  | 5,522  | 6,996  | 8,470  | 9,944  | 15,840 | 30,580 | 60,060  |      |
|     | アップ率 | 41.7%         | 4.4%   | 41.7%    | 39.2%  | 37.0%  | 26.5%  | 21.1%  | 17.8%  | 15.6%  | 11.2%  | 7.8%   | 6.1%    |      |
| 40  | 改定前  | 3,520         | 141.13 | 3,520    | 3,677  | 3,834  | 5,245  | 6,657  | 8,068  | 9,479  | 15,125 | 29,238 | 57,464  |      |
|     | 改定後  | 5,390         | 147.40 | 5,390    | 5,544  | 5,698  | 7,172  | 8,646  | 10,120 | 11,594 | 17,490 | 32,230 | 61,710  |      |
|     | アップ率 | 53.1%         | 4.4%   | 53.1%    | 50.8%  | 48.6%  | 36.7%  | 29.9%  | 25.4%  | 22.3%  | 15.6%  | 10.2%  | 7.4%    |      |
| 50  | 改定前  | 4,400         | 141.13 | 4,400    | 4,557  | 4,714  | 6,125  | 7,537  | 8,948  | 10,359 | 16,005 | 30,118 | 58,344  |      |
|     | 改定後  | 8,800         | 147.40 | 8,800    | 8,954  | 9,108  | 10,582 | 12,056 | 13,530 | 15,004 | 20,900 | 35,640 | 65,120  |      |
|     | アップ率 | 100.0%        | 4.4%   | 100.0%   | 96.5%  | 93.2%  | 72.8%  | 60.0%  | 51.2%  | 44.8%  | 30.6%  | 18.3%  | 11.6%   |      |
| 75  | 改定前  | 6,600         | 141.13 | 6,600    | 6,757  | 6,914  | 8,325  | 9,737  | 11,148 | 12,559 | 18,205 | 32,318 | 60,544  |      |
|     | 改定後  | 16,280        | 147.40 | 16,280   | 16,434 | 16,588 | 18,062 | 19,536 | 21,010 | 22,484 | 28,380 | 43,120 | 72,600  |      |
|     | アップ率 | 146.7%        | 4.4%   | 146.7%   | 143.2% | 139.9% | 117.0% | 100.6% | 88.5%  | 79.0%  | 55.9%  | 33.4%  | 19.9%   |      |
| 100 | 改定前  | 8,800         | 141.13 | 8,800    | 8,957  | 9,114  | 10,525 | 11,937 | 13,348 | 14,759 | 20,405 | 34,518 | 62,744  |      |
|     | 改定後  | 26,180        | 147.40 | 26,180   | 26,334 | 26,488 | 27,962 | 29,436 | 30,910 | 32,384 | 38,280 | 53,020 | 82,500  |      |
|     | アップ率 | 197.5%        | 4.4%   | 197.5%   | 194.0% | 190.6% | 165.7% | 146.6% | 131.6% | 119.4% | 87.6%  | 53.6%  | 31.5%   |      |
| 150 | 改定前  | 13,200        | 141.13 | 13,200   | 13,357 | 13,514 | 14,925 | 16,337 | 17,748 | 19,159 | 24,805 | 38,918 | 67,144  |      |
|     | 改定後  | 61,050        | 147.40 | 61,050   | 61,204 | 61,358 | 62,832 | 64,306 | 65,780 | 67,254 | 73,150 | 87,890 | 117,370 |      |
|     | アップ率 | 362.5%        | 4.4%   | 362.5%   | 358.2% | 354.0% | 321.0% | 293.6% | 270.6% | 251.0% | 194.9% | 125.8% | 74.8%   |      |

|             |     | 税抜        | 税込        |
|-------------|-----|-----------|-----------|
| 総収入<br>(千円) | 現行  | 1,020,223 | 1,122,245 |
|             | 新料金 | 1,103,832 | 1,214,142 |
| 改訂率         |     | 8.2%      | 8.2%      |

- : 対象者少数
- : 料金改定率がマイナス
- : 料金改定率が小さい (10%より小さい)
- : 料金改定率が中庸 (10%~30%)
- : 料金改定率が大きい (30%より大きい)

# 案①－ウ 2ヶ月分の水道料金

【従量料金 20m以下：44.0円/m(税込) 21m以上：128.7円/m(税込)】

(円・税込)

| 口径  | 支払額  | 基本料金<br>(2ヶ月) | 超過料金   | 2ヶ月の使用水量 |        |        |        |        |        |        |        |        |         | コメント |
|-----|------|---------------|--------|----------|--------|--------|--------|--------|--------|--------|--------|--------|---------|------|
|     |      |               |        | 0m³      | 10m³   | 20m³   | 30m³   | 40m³   | 50m³   | 60m³   | 100m³  | 200m³  | 400m³   |      |
| 13  | 改定前  | 2,200         | 128.81 | 2,200    | 2,357  | 2,514  | 3,802  | 5,090  | 6,378  | 7,667  | 12,819 | 25,700 | 51,462  |      |
|     | 改定後  | 1,870         | 128.70 | 1,870    | 2,310  | 2,750  | 4,037  | 5,324  | 6,611  | 7,898  | 13,046 | 25,916 | 51,656  |      |
|     | アップ率 | -15.0%        | -0.1%  | -15.0%   | -2.0%  | 9.4%   | 6.2%   | 4.6%   | 3.7%   | 3.0%   | 1.8%   | 0.8%   | 0.4%    |      |
| 20  | 改定前  | 2,200         | 128.81 | 2,200    | 2,357  | 2,514  | 3,802  | 5,090  | 6,378  | 7,667  | 12,819 | 25,700 | 51,462  |      |
|     | 改定後  | 2,310         | 128.70 | 2,310    | 2,750  | 3,190  | 4,477  | 5,764  | 7,051  | 8,338  | 13,486 | 26,356 | 52,096  |      |
|     | アップ率 | 5.0%          | -0.1%  | 5.0%     | 16.7%  | 26.9%  | 17.8%  | 13.2%  | 10.6%  | 8.8%   | 5.2%   | 2.6%   | 1.2%    |      |
| 25  | 改定前  | 2,200         | 128.81 | 2,200    | 2,357  | 2,514  | 3,802  | 5,090  | 6,378  | 7,667  | 12,819 | 25,700 | 51,462  |      |
|     | 改定後  | 2,750         | 128.70 | 2,750    | 3,190  | 3,630  | 4,917  | 6,204  | 7,491  | 8,778  | 13,926 | 26,796 | 52,536  |      |
|     | アップ率 | 25.0%         | -0.1%  | 25.0%    | 35.3%  | 44.4%  | 29.3%  | 21.9%  | 17.5%  | 14.5%  | 8.6%   | 4.3%   | 2.1%    |      |
| 30  | 改定前  | 2,640         | 141.13 | 2,640    | 2,797  | 2,954  | 4,365  | 5,777  | 7,188  | 8,599  | 14,245 | 28,358 | 56,584  |      |
|     | 改定後  | 3,740         | 128.70 | 3,740    | 4,180  | 4,620  | 5,907  | 7,194  | 8,481  | 9,768  | 14,916 | 27,786 | 53,526  |      |
|     | アップ率 | 41.7%         | -8.8%  | 41.7%    | 49.4%  | 56.4%  | 35.3%  | 24.5%  | 18.0%  | 13.6%  | 4.7%   | -2.0%  | -5.4%   |      |
| 40  | 改定前  | 3,520         | 141.13 | 3,520    | 3,677  | 3,834  | 5,245  | 6,657  | 8,068  | 9,479  | 15,125 | 29,238 | 57,464  |      |
|     | 改定後  | 5,390         | 128.70 | 5,390    | 5,830  | 6,270  | 7,557  | 8,844  | 10,131 | 11,418 | 16,566 | 29,436 | 55,176  |      |
|     | アップ率 | 53.1%         | -8.8%  | 53.1%    | 58.6%  | 63.5%  | 44.1%  | 32.9%  | 25.6%  | 20.5%  | 9.5%   | 0.7%   | -4.0%   |      |
| 50  | 改定前  | 4,400         | 141.13 | 4,400    | 4,557  | 4,714  | 6,125  | 7,537  | 8,948  | 10,359 | 16,005 | 30,118 | 58,344  |      |
|     | 改定後  | 8,800         | 128.70 | 8,800    | 9,240  | 9,680  | 10,967 | 12,254 | 13,541 | 14,828 | 19,976 | 32,846 | 58,586  |      |
|     | アップ率 | 100.0%        | -8.8%  | 100.0%   | 102.8% | 105.3% | 79.1%  | 62.6%  | 51.3%  | 43.1%  | 24.8%  | 9.1%   | 0.4%    |      |
| 75  | 改定前  | 6,600         | 141.13 | 6,600    | 6,757  | 6,914  | 8,325  | 9,737  | 11,148 | 12,559 | 18,205 | 32,318 | 60,544  |      |
|     | 改定後  | 16,280        | 128.70 | 16,280   | 16,720 | 17,160 | 18,447 | 19,734 | 21,021 | 22,308 | 27,456 | 40,326 | 66,066  |      |
|     | アップ率 | 146.7%        | -8.8%  | 146.7%   | 147.4% | 148.2% | 121.6% | 102.7% | 88.6%  | 77.6%  | 50.8%  | 24.8%  | 9.1%    |      |
| 100 | 改定前  | 8,800         | 141.13 | 8,800    | 8,957  | 9,114  | 10,525 | 11,937 | 13,348 | 14,759 | 20,405 | 34,518 | 62,744  |      |
|     | 改定後  | 26,180        | 128.70 | 26,180   | 26,620 | 27,060 | 28,347 | 29,634 | 30,921 | 32,208 | 37,356 | 50,226 | 75,966  |      |
|     | アップ率 | 197.5%        | -8.8%  | 197.5%   | 197.2% | 196.9% | 169.3% | 148.3% | 131.7% | 118.2% | 83.1%  | 45.5%  | 21.1%   |      |
| 150 | 改定前  | 13,200        | 141.13 | 13,200   | 13,357 | 13,514 | 14,925 | 16,337 | 17,748 | 19,159 | 24,805 | 38,918 | 67,144  |      |
|     | 改定後  | 61,050        | 128.70 | 61,050   | 61,490 | 61,930 | 63,217 | 64,504 | 65,791 | 67,078 | 72,226 | 85,096 | 110,836 |      |
|     | アップ率 | 362.5%        | -8.8%  | 362.5%   | 360.4% | 358.3% | 323.6% | 294.8% | 270.7% | 250.1% | 191.2% | 118.7% | 65.1%   |      |

|             |     | 税抜        | 税込        |
|-------------|-----|-----------|-----------|
| 総収入<br>(千円) | 現行  | 1,020,223 | 1,122,245 |
|             | 新料金 | 1,104,241 | 1,214,606 |
| 改訂率         |     | 8.2%      | 8.2%      |

- : 対象者少数
- : 料金改定率がマイナス
- : 料金改定率が小さい (10%より小さい)
- : 料金改定率が中庸 (10%～30%)
- : 料金改定率が大きい (30%より大きい)

# 案①－Ⅰ 2ヶ月分の水道料金

【従量料金 20m以下：29.7円/m(税込) 21m以上：138.6円/m(税込)】

(円・税込)

| 口径  | 支払額  | 基本料金<br>(2ヶ月) | 超過料金   | 2ヶ月の使用水量 |        |        |        |        |        |        |        |        |         | コメント |
|-----|------|---------------|--------|----------|--------|--------|--------|--------|--------|--------|--------|--------|---------|------|
|     |      |               |        | 0m³      | 10m³   | 20m³   | 30m³   | 40m³   | 50m³   | 60m³   | 100m³  | 200m³  | 400m³   |      |
| 13  | 改定前  | 2,200         | 128.81 | 2,200    | 2,357  | 2,514  | 3,802  | 5,090  | 6,378  | 7,667  | 12,819 | 25,700 | 51,462  |      |
|     | 改定後  | 1,870         | 138.60 | 1,870    | 2,167  | 2,464  | 3,850  | 5,236  | 6,622  | 8,008  | 13,552 | 27,412 | 55,132  |      |
|     | アップ率 | -15.0%        | 7.6%   | -15.0%   | -8.1%  | -2.0%  | 1.3%   | 2.9%   | 3.8%   | 4.4%   | 5.7%   | 6.7%   | 7.1%    |      |
| 20  | 改定前  | 2,200         | 128.81 | 2,200    | 2,357  | 2,514  | 3,802  | 5,090  | 6,378  | 7,667  | 12,819 | 25,700 | 51,462  |      |
|     | 改定後  | 2,310         | 138.60 | 2,310    | 2,607  | 2,904  | 4,290  | 5,676  | 7,062  | 8,448  | 13,992 | 27,852 | 55,572  |      |
|     | アップ率 | 5.0%          | 7.6%   | 5.0%     | 10.6%  | 15.5%  | 12.8%  | 11.5%  | 10.7%  | 10.2%  | 9.2%   | 8.4%   | 8.0%    |      |
| 25  | 改定前  | 2,200         | 128.81 | 2,200    | 2,357  | 2,514  | 3,802  | 5,090  | 6,378  | 7,667  | 12,819 | 25,700 | 51,462  |      |
|     | 改定後  | 2,750         | 138.60 | 2,750    | 3,047  | 3,344  | 4,730  | 6,116  | 7,502  | 8,888  | 14,432 | 28,292 | 56,012  |      |
|     | アップ率 | 25.0%         | 7.6%   | 25.0%    | 29.3%  | 33.0%  | 24.4%  | 20.2%  | 17.6%  | 15.9%  | 12.6%  | 10.1%  | 8.8%    |      |
| 30  | 改定前  | 2,640         | 141.13 | 2,640    | 2,797  | 2,954  | 4,365  | 5,777  | 7,188  | 8,599  | 14,245 | 28,358 | 56,584  |      |
|     | 改定後  | 3,740         | 138.60 | 3,740    | 4,037  | 4,334  | 5,720  | 7,106  | 8,492  | 9,878  | 15,422 | 29,282 | 57,002  |      |
|     | アップ率 | 41.7%         | -1.8%  | 41.7%    | 44.3%  | 46.7%  | 31.0%  | 23.0%  | 18.1%  | 14.9%  | 8.3%   | 3.3%   | 0.7%    |      |
| 40  | 改定前  | 3,520         | 141.13 | 3,520    | 3,677  | 3,834  | 5,245  | 6,657  | 8,068  | 9,479  | 15,125 | 29,238 | 57,464  |      |
|     | 改定後  | 5,390         | 138.60 | 5,390    | 5,687  | 5,984  | 7,370  | 8,756  | 10,142 | 11,528 | 17,072 | 30,932 | 58,652  |      |
|     | アップ率 | 53.1%         | -1.8%  | 53.1%    | 54.7%  | 56.1%  | 40.5%  | 31.5%  | 25.7%  | 21.6%  | 12.9%  | 5.8%   | 2.1%    |      |
| 50  | 改定前  | 4,400         | 141.13 | 4,400    | 4,557  | 4,714  | 6,125  | 7,537  | 8,948  | 10,359 | 16,005 | 30,118 | 58,344  |      |
|     | 改定後  | 8,800         | 138.60 | 8,800    | 9,097  | 9,394  | 10,780 | 12,166 | 13,552 | 14,938 | 20,482 | 34,342 | 62,062  |      |
|     | アップ率 | 100.0%        | -1.8%  | 100.0%   | 99.6%  | 99.3%  | 76.0%  | 61.4%  | 51.5%  | 44.2%  | 28.0%  | 14.0%  | 6.4%    |      |
| 75  | 改定前  | 6,600         | 141.13 | 6,600    | 6,757  | 6,914  | 8,325  | 9,737  | 11,148 | 12,559 | 18,205 | 32,318 | 60,544  |      |
|     | 改定後  | 16,280        | 138.60 | 16,280   | 16,577 | 16,874 | 18,260 | 19,646 | 21,032 | 22,418 | 27,962 | 41,822 | 69,542  |      |
|     | アップ率 | 146.7%        | -1.8%  | 146.7%   | 145.3% | 144.1% | 119.3% | 101.8% | 88.7%  | 78.5%  | 53.6%  | 29.4%  | 14.9%   |      |
| 100 | 改定前  | 8,800         | 141.13 | 8,800    | 8,957  | 9,114  | 10,525 | 11,937 | 13,348 | 14,759 | 20,405 | 34,518 | 62,744  |      |
|     | 改定後  | 26,180        | 138.60 | 26,180   | 26,477 | 26,774 | 28,160 | 29,546 | 30,932 | 32,318 | 37,862 | 51,722 | 79,442  |      |
|     | アップ率 | 197.5%        | -1.8%  | 197.5%   | 195.6% | 193.8% | 167.6% | 147.5% | 131.7% | 119.0% | 85.6%  | 49.8%  | 26.6%   |      |
| 150 | 改定前  | 13,200        | 141.13 | 13,200   | 13,357 | 13,514 | 14,925 | 16,337 | 17,748 | 19,159 | 24,805 | 38,918 | 67,144  |      |
|     | 改定後  | 61,050        | 138.60 | 61,050   | 61,347 | 61,644 | 63,030 | 64,416 | 65,802 | 67,188 | 72,732 | 86,592 | 114,312 |      |
|     | アップ率 | 362.5%        | -1.8%  | 362.5%   | 359.3% | 356.1% | 322.3% | 294.3% | 270.8% | 250.7% | 193.2% | 122.5% | 70.2%   |      |

|             |     | 税抜        | 税込        |
|-------------|-----|-----------|-----------|
| 総収入<br>(千円) | 現行  | 1,020,223 | 1,122,245 |
|             | 新料金 | 1,106,496 | 1,217,068 |
| 改訂率         |     | 8.5%      | 8.4%      |

- : 対象者少数
- : 料金改定率がマイナス
- : 料金改定率が小さい (10%より小さい)
- : 料金改定率が中庸 (10%～30%)
- : 料金改定率が大きい (30%より大きい)

## 案②－ア 2ヶ月分の水道料金

【従量料金 20m以下：17.6円/m(税込) 21m以上：146.3円/m(税込)】

(円・税込)

| 口径  | 支払額  | 基本料金<br>(2ヶ月) | 超過料金   | 2ヶ月の使用水量 |        |        |        |        |        |        |        |        |        | コメント |
|-----|------|---------------|--------|----------|--------|--------|--------|--------|--------|--------|--------|--------|--------|------|
|     |      |               |        | 0m³      | 10m³   | 20m³   | 30m³   | 40m³   | 50m³   | 60m³   | 100m³  | 200m³  | 400m³  |      |
| 13  | 改定前  | 2,200         | 128.81 | 2,200    | 2,357  | 2,514  | 3,802  | 5,090  | 6,378  | 7,667  | 12,819 | 25,700 | 51,462 |      |
|     | 改定後  | 2,090         | 146.30 | 2,090    | 2,266  | 2,442  | 3,905  | 5,368  | 6,831  | 8,294  | 14,146 | 28,776 | 58,036 |      |
|     | アップ率 | -5.0%         | 13.6%  | -5.0%    | -3.9%  | -2.9%  | 2.7%   | 5.5%   | 7.1%   | 8.2%   | 10.4%  | 12.0%  | 12.8%  |      |
| 20  | 改定前  | 2,200         | 128.81 | 2,200    | 2,357  | 2,514  | 3,802  | 5,090  | 6,378  | 7,667  | 12,819 | 25,700 | 51,462 |      |
|     | 改定後  | 2,090         | 146.30 | 2,090    | 2,266  | 2,442  | 3,905  | 5,368  | 6,831  | 8,294  | 14,146 | 28,776 | 58,036 |      |
|     | アップ率 | -5.0%         | 13.6%  | -5.0%    | -3.9%  | -2.9%  | 2.7%   | 5.5%   | 7.1%   | 8.2%   | 10.4%  | 12.0%  | 12.8%  |      |
| 25  | 改定前  | 2,200         | 128.81 | 2,200    | 2,357  | 2,514  | 3,802  | 5,090  | 6,378  | 7,667  | 12,819 | 25,700 | 51,462 |      |
|     | 改定後  | 2,310         | 146.30 | 2,310    | 2,486  | 2,662  | 4,125  | 5,588  | 7,051  | 8,514  | 14,366 | 28,996 | 58,256 |      |
|     | アップ率 | 5.0%          | 13.6%  | 5.0%     | 5.5%   | 5.9%   | 8.5%   | 9.8%   | 10.6%  | 11.0%  | 12.1%  | 12.8%  | 13.2%  |      |
| 30  | 改定前  | 2,640         | 141.13 | 2,640    | 2,797  | 2,954  | 4,365  | 5,777  | 7,188  | 8,599  | 14,245 | 28,358 | 56,584 |      |
|     | 改定後  | 3,080         | 146.30 | 3,080    | 3,256  | 3,432  | 4,895  | 6,358  | 7,821  | 9,284  | 15,136 | 29,766 | 59,026 |      |
|     | アップ率 | 16.7%         | 3.7%   | 16.7%    | 16.4%  | 16.2%  | 12.1%  | 10.1%  | 8.8%   | 8.0%   | 6.3%   | 5.0%   | 4.3%   |      |
| 40  | 改定前  | 3,520         | 141.13 | 3,520    | 3,677  | 3,834  | 5,245  | 6,657  | 8,068  | 9,479  | 15,125 | 29,238 | 57,464 |      |
|     | 改定後  | 4,070         | 146.30 | 4,070    | 4,246  | 4,422  | 5,885  | 7,348  | 8,811  | 10,274 | 16,126 | 30,756 | 60,016 |      |
|     | アップ率 | 15.6%         | 3.7%   | 15.6%    | 15.5%  | 15.3%  | 12.2%  | 10.4%  | 9.2%   | 8.4%   | 6.6%   | 5.2%   | 4.4%   |      |
| 50  | 改定前  | 4,400         | 141.13 | 4,400    | 4,557  | 4,714  | 6,125  | 7,537  | 8,948  | 10,359 | 16,005 | 30,118 | 58,344 |      |
|     | 改定後  | 6,490         | 146.30 | 6,490    | 6,666  | 6,842  | 8,305  | 9,768  | 11,231 | 12,694 | 18,546 | 33,176 | 62,436 |      |
|     | アップ率 | 47.5%         | 3.7%   | 47.5%    | 46.3%  | 45.1%  | 35.6%  | 29.6%  | 25.5%  | 22.5%  | 15.9%  | 10.2%  | 7.0%   |      |
| 75  | 改定前  | 6,600         | 141.13 | 6,600    | 6,757  | 6,914  | 8,325  | 9,737  | 11,148 | 12,559 | 18,205 | 32,318 | 60,544 |      |
|     | 改定後  | 11,000        | 146.30 | 11,000   | 11,176 | 11,352 | 12,815 | 14,278 | 15,741 | 17,204 | 23,056 | 37,686 | 66,946 |      |
|     | アップ率 | 66.7%         | 3.7%   | 66.7%    | 65.4%  | 64.2%  | 53.9%  | 46.6%  | 41.2%  | 37.0%  | 26.6%  | 16.6%  | 10.6%  |      |
| 100 | 改定前  | 8,800         | 141.13 | 8,800    | 8,957  | 9,114  | 10,525 | 11,937 | 13,348 | 14,759 | 20,405 | 34,518 | 62,744 |      |
|     | 改定後  | 17,160        | 146.30 | 17,160   | 17,336 | 17,512 | 18,975 | 20,438 | 21,901 | 23,364 | 29,216 | 43,846 | 73,106 |      |
|     | アップ率 | 95.0%         | 3.7%   | 95.0%    | 93.5%  | 92.1%  | 80.3%  | 71.2%  | 64.1%  | 58.3%  | 43.2%  | 27.0%  | 16.5%  |      |
| 150 | 改定前  | 13,200        | 141.13 | 13,200   | 13,357 | 13,514 | 14,925 | 16,337 | 17,748 | 19,159 | 24,805 | 38,918 | 67,144 |      |
|     | 改定後  | 37,400        | 146.30 | 37,400   | 37,576 | 37,752 | 39,215 | 40,678 | 42,141 | 43,604 | 49,456 | 64,086 | 93,346 |      |
|     | アップ率 | 183.3%        | 3.7%   | 183.3%   | 181.3% | 179.4% | 162.7% | 149.0% | 137.4% | 127.6% | 99.4%  | 64.7%  | 39.0%  |      |

|             |     | 税抜        | 税込        |
|-------------|-----|-----------|-----------|
| 総収入<br>(千円) | 現行  | 1,020,223 | 1,122,245 |
|             | 新料金 | 1,104,764 | 1,215,157 |
| 改訂率         |     | 8.3%      | 8.3%      |

|  |                        |
|--|------------------------|
|  | : 対象者少数                |
|  | : 料金改定率がマイナス           |
|  | : 料金改定率が小さい (10%より小さい) |
|  | : 料金改定率が中庸 (10%～30%)   |
|  | : 料金改定率が大い (30%より大きい)  |

## 案②－イ 2ヶ月分の水道料金

【従量料金 20m以下：15.4円/m(税込) 21m以上：147.4円/m(税込)】

(円・税込)

| 口径  | 支払額  | 基本料金<br>(2ヶ月) | 超過料金   | 2ヶ月の使用水量        |                  |                  |                  |                  |                  |                  |                   |                   |                   | コメント |
|-----|------|---------------|--------|-----------------|------------------|------------------|------------------|------------------|------------------|------------------|-------------------|-------------------|-------------------|------|
|     |      |               |        | 0m <sup>3</sup> | 10m <sup>3</sup> | 20m <sup>3</sup> | 30m <sup>3</sup> | 40m <sup>3</sup> | 50m <sup>3</sup> | 60m <sup>3</sup> | 100m <sup>3</sup> | 200m <sup>3</sup> | 400m <sup>3</sup> |      |
| 13  | 改定前  | 2,200         | 128.81 | 2,200           | 2,357            | 2,514            | 3,802            | 5,090            | 6,378            | 7,667            | 12,819            | 25,700            | 51,462            |      |
|     | 改定後  | 2,090         | 147.40 | 2,090           | 2,244            | 2,398            | 3,872            | 5,346            | 6,820            | 8,294            | 14,190            | 28,930            | 58,410            |      |
|     | アップ率 | -5.0%         | 14.4%  | -5.0%           | -4.8%            | -4.6%            | 1.8%             | 5.0%             | 6.9%             | 8.2%             | 10.7%             | 12.6%             | 13.5%             |      |
| 20  | 改定前  | 2,200         | 128.81 | 2,200           | 2,357            | 2,514            | 3,802            | 5,090            | 6,378            | 7,667            | 12,819            | 25,700            | 51,462            |      |
|     | 改定後  | 2,090         | 147.40 | 2,090           | 2,244            | 2,398            | 3,872            | 5,346            | 6,820            | 8,294            | 14,190            | 28,930            | 58,410            |      |
|     | アップ率 | -5.0%         | 14.4%  | -5.0%           | -4.8%            | -4.6%            | 1.8%             | 5.0%             | 6.9%             | 8.2%             | 10.7%             | 12.6%             | 13.5%             |      |
| 25  | 改定前  | 2,200         | 128.81 | 2,200           | 2,357            | 2,514            | 3,802            | 5,090            | 6,378            | 7,667            | 12,819            | 25,700            | 51,462            |      |
|     | 改定後  | 2,310         | 147.40 | 2,310           | 2,464            | 2,618            | 4,092            | 5,566            | 7,040            | 8,514            | 14,410            | 29,150            | 58,630            |      |
|     | アップ率 | 5.0%          | 14.4%  | 5.0%            | 4.5%             | 4.1%             | 7.6%             | 9.4%             | 10.4%            | 11.0%            | 12.4%             | 13.4%             | 13.9%             |      |
| 30  | 改定前  | 2,640         | 141.13 | 2,640           | 2,797            | 2,954            | 4,365            | 5,777            | 7,188            | 8,599            | 14,245            | 28,358            | 56,584            |      |
|     | 改定後  | 3,080         | 147.40 | 3,080           | 3,234            | 3,388            | 4,862            | 6,336            | 7,810            | 9,284            | 15,180            | 29,920            | 59,400            |      |
|     | アップ率 | 16.7%         | 4.4%   | 16.7%           | 15.6%            | 14.7%            | 11.4%            | 9.7%             | 8.7%             | 8.0%             | 6.6%              | 5.5%              | 5.0%              |      |
| 40  | 改定前  | 3,520         | 141.13 | 3,520           | 3,677            | 3,834            | 5,245            | 6,657            | 8,068            | 9,479            | 15,125            | 29,238            | 57,464            |      |
|     | 改定後  | 4,070         | 147.40 | 4,070           | 4,224            | 4,378            | 5,852            | 7,326            | 8,800            | 10,274           | 16,170            | 30,910            | 60,390            |      |
|     | アップ率 | 15.6%         | 4.4%   | 15.6%           | 14.9%            | 14.2%            | 11.6%            | 10.0%            | 9.1%             | 8.4%             | 6.9%              | 5.7%              | 5.1%              |      |
| 50  | 改定前  | 4,400         | 141.13 | 4,400           | 4,557            | 4,714            | 6,125            | 7,537            | 8,948            | 10,359           | 16,005            | 30,118            | 58,344            |      |
|     | 改定後  | 6,490         | 147.40 | 6,490           | 6,644            | 6,798            | 8,272            | 9,746            | 11,220           | 12,694           | 18,590            | 33,330            | 62,810            |      |
|     | アップ率 | 47.5%         | 4.4%   | 47.5%           | 45.8%            | 44.2%            | 35.1%            | 29.3%            | 25.4%            | 22.5%            | 16.2%             | 10.7%             | 7.7%              |      |
| 75  | 改定前  | 6,600         | 141.13 | 6,600           | 6,757            | 6,914            | 8,325            | 9,737            | 11,148           | 12,559           | 18,205            | 32,318            | 60,544            |      |
|     | 改定後  | 11,000        | 147.40 | 11,000          | 11,154           | 11,308           | 12,782           | 14,256           | 15,730           | 17,204           | 23,100            | 37,840            | 67,320            |      |
|     | アップ率 | 66.7%         | 4.4%   | 66.7%           | 65.1%            | 63.6%            | 53.5%            | 46.4%            | 41.1%            | 37.0%            | 26.9%             | 17.1%             | 11.2%             |      |
| 100 | 改定前  | 8,800         | 141.13 | 8,800           | 8,957            | 9,114            | 10,525           | 11,937           | 13,348           | 14,759           | 20,405            | 34,518            | 62,744            |      |
|     | 改定後  | 17,160        | 147.40 | 17,160          | 17,314           | 17,468           | 18,942           | 20,416           | 21,890           | 23,364           | 29,260            | 44,000            | 73,480            |      |
|     | アップ率 | 95.0%         | 4.4%   | 95.0%           | 93.3%            | 91.7%            | 80.0%            | 71.0%            | 64.0%            | 58.3%            | 43.4%             | 27.5%             | 17.1%             |      |
| 150 | 改定前  | 13,200        | 141.13 | 13,200          | 13,357           | 13,514           | 14,925           | 16,337           | 17,748           | 19,159           | 24,805            | 38,918            | 67,144            |      |
|     | 改定後  | 37,400        | 147.40 | 37,400          | 37,554           | 37,708           | 39,182           | 40,656           | 42,130           | 43,604           | 49,500            | 64,240            | 93,720            |      |
|     | アップ率 | 183.3%        | 4.4%   | 183.3%          | 181.2%           | 179.0%           | 162.5%           | 148.9%           | 137.4%           | 127.6%           | 99.6%             | 65.1%             | 39.6%             |      |

|             |     | 税抜        | 税込        |
|-------------|-----|-----------|-----------|
| 総収入<br>(千円) | 現行  | 1,020,223 | 1,122,245 |
|             | 新料金 | 1,103,219 | 1,213,468 |
| 改訂率         |     | 8.1%      | 8.1%      |

|  |                        |
|--|------------------------|
|  | : 対象者少数                |
|  | : 料金改定率がマイナス           |
|  | : 料金改定率が小さい (10%より小さい) |
|  | : 料金改定率が中庸 (10%～30%)   |
|  | : 料金改定率が大きい (30%より大きい) |



## 案②－ウ 2ヶ月分の水道料金

【従量料金 20m以下：44.0円/m(税込) 21m以上：128.7円/m(税込)】

(円・税込)

| 口径  | 支払額  | 基本料金<br>(2ヶ月) | 超過料金   | 2ヶ月の使用水量        |                  |                  |                  |                  |                  |                  |                   |                   |                   | コメント |
|-----|------|---------------|--------|-----------------|------------------|------------------|------------------|------------------|------------------|------------------|-------------------|-------------------|-------------------|------|
|     |      |               |        | 0m <sup>3</sup> | 10m <sup>3</sup> | 20m <sup>3</sup> | 30m <sup>3</sup> | 40m <sup>3</sup> | 50m <sup>3</sup> | 60m <sup>3</sup> | 100m <sup>3</sup> | 200m <sup>3</sup> | 400m <sup>3</sup> |      |
| 13  | 改定前  | 2,200         | 128.81 | 2,200           | 2,357            | 2,514            | 3,802            | 5,090            | 6,378            | 7,667            | 12,819            | 25,700            | 51,462            |      |
|     | 改定後  | 2,090         | 128.70 | 2,090           | 2,530            | 2,970            | 4,257            | 5,544            | 6,831            | 8,118            | 13,266            | 26,136            | 51,876            |      |
|     | アップ率 | -5.0%         | -0.1%  | -5.0%           | 7.3%             | 18.1%            | 12.0%            | 8.9%             | 7.1%             | 5.9%             | 3.5%              | 1.7%              | 0.8%              |      |
| 20  | 改定前  | 2,200         | 128.81 | 2,200           | 2,357            | 2,514            | 3,802            | 5,090            | 6,378            | 7,667            | 12,819            | 25,700            | 51,462            |      |
|     | 改定後  | 2,090         | 128.70 | 2,090           | 2,530            | 2,970            | 4,257            | 5,544            | 6,831            | 8,118            | 13,266            | 26,136            | 51,876            |      |
|     | アップ率 | -5.0%         | -0.1%  | -5.0%           | 7.3%             | 18.1%            | 12.0%            | 8.9%             | 7.1%             | 5.9%             | 3.5%              | 1.7%              | 0.8%              |      |
| 25  | 改定前  | 2,200         | 128.81 | 2,200           | 2,357            | 2,514            | 3,802            | 5,090            | 6,378            | 7,667            | 12,819            | 25,700            | 51,462            |      |
|     | 改定後  | 2,310         | 128.70 | 2,310           | 2,750            | 3,190            | 4,477            | 5,764            | 7,051            | 8,338            | 13,486            | 26,356            | 52,096            |      |
|     | アップ率 | 5.0%          | -0.1%  | 5.0%            | 16.7%            | 26.9%            | 17.8%            | 13.2%            | 10.6%            | 8.8%             | 5.2%              | 2.6%              | 1.2%              |      |
| 30  | 改定前  | 2,640         | 141.13 | 2,640           | 2,797            | 2,954            | 4,365            | 5,777            | 7,188            | 8,599            | 14,245            | 28,358            | 56,584            |      |
|     | 改定後  | 3,080         | 128.70 | 3,080           | 3,520            | 3,960            | 5,247            | 6,534            | 7,821            | 9,108            | 14,256            | 27,126            | 52,866            |      |
|     | アップ率 | 16.7%         | -8.8%  | 16.7%           | 25.8%            | 34.1%            | 20.2%            | 13.1%            | 8.8%             | 5.9%             | 0.1%              | -4.3%             | -6.6%             |      |
| 40  | 改定前  | 3,520         | 141.13 | 3,520           | 3,677            | 3,834            | 5,245            | 6,657            | 8,068            | 9,479            | 15,125            | 29,238            | 57,464            |      |
|     | 改定後  | 4,070         | 128.70 | 4,070           | 4,510            | 4,950            | 6,237            | 7,524            | 8,811            | 10,098           | 15,246            | 28,116            | 53,856            |      |
|     | アップ率 | 15.6%         | -8.8%  | 15.6%           | 22.7%            | 29.1%            | 18.9%            | 13.0%            | 9.2%             | 6.5%             | 0.8%              | -3.8%             | -6.3%             |      |
| 50  | 改定前  | 4,400         | 141.13 | 4,400           | 4,557            | 4,714            | 6,125            | 7,537            | 8,948            | 10,359           | 16,005            | 30,118            | 58,344            |      |
|     | 改定後  | 6,490         | 128.70 | 6,490           | 6,930            | 7,370            | 8,657            | 9,944            | 11,231           | 12,518           | 17,666            | 30,536            | 56,276            |      |
|     | アップ率 | 47.5%         | -8.8%  | 47.5%           | 52.1%            | 56.3%            | 41.3%            | 31.9%            | 25.5%            | 20.8%            | 10.4%             | 1.4%              | -3.5%             |      |
| 75  | 改定前  | 6,600         | 141.13 | 6,600           | 6,757            | 6,914            | 8,325            | 9,737            | 11,148           | 12,559           | 18,205            | 32,318            | 60,544            |      |
|     | 改定後  | 11,000        | 128.70 | 11,000          | 11,440           | 11,880           | 13,167           | 14,454           | 15,741           | 17,028           | 22,176            | 35,046            | 60,786            |      |
|     | アップ率 | 66.7%         | -8.8%  | 66.7%           | 69.3%            | 71.8%            | 58.2%            | 48.4%            | 41.2%            | 35.6%            | 21.8%             | 8.4%              | 0.4%              |      |
| 100 | 改定前  | 8,800         | 141.13 | 8,800           | 8,957            | 9,114            | 10,525           | 11,937           | 13,348           | 14,759           | 20,405            | 34,518            | 62,744            |      |
|     | 改定後  | 17,160        | 128.70 | 17,160          | 17,600           | 18,040           | 19,327           | 20,614           | 21,901           | 23,188           | 28,336            | 41,206            | 66,946            |      |
|     | アップ率 | 95.0%         | -8.8%  | 95.0%           | 96.5%            | 97.9%            | 83.6%            | 72.7%            | 64.1%            | 57.1%            | 38.9%             | 19.4%             | 6.7%              |      |
| 150 | 改定前  | 13,200        | 141.13 | 13,200          | 13,357           | 13,514           | 14,925           | 16,337           | 17,748           | 19,159           | 24,805            | 38,918            | 67,144            |      |
|     | 改定後  | 37,400        | 128.70 | 37,400          | 37,840           | 38,280           | 39,567           | 40,854           | 42,141           | 43,428           | 48,576            | 61,446            | 87,186            |      |
|     | アップ率 | 183.3%        | -8.8%  | 183.3%          | 183.3%           | 183.3%           | 165.1%           | 150.1%           | 137.4%           | 126.7%           | 95.8%             | 57.9%             | 29.8%             |      |

|             |     | 税抜        | 税込        |
|-------------|-----|-----------|-----------|
| 総収入<br>(千円) | 現行  | 1,020,223 | 1,122,245 |
|             | 新料金 | 1,103,628 | 1,213,933 |
| 改訂率         |     | 8.2%      | 8.2%      |

|  |                        |
|--|------------------------|
|  | : 対象者少数                |
|  | : 料金改定率がマイナス           |
|  | : 料金改定率が小さい (10%より小さい) |
|  | : 料金改定率が中庸 (10%～30%)   |
|  | : 料金改定率が大きい (30%より大きい) |

## 案②－Ⅰ 2ヶ月分の水道料金

【従量料金 20m以下：29.7円/m(税込) 21m以上：138.6円/m(税込)】

(円・税込)

| 口径  | 支払額  | 基本料金<br>(2ヶ月) | 超過料金   | 2ヶ月の使用水量 |        |        |        |        |        |        |        |        |        | コメント |
|-----|------|---------------|--------|----------|--------|--------|--------|--------|--------|--------|--------|--------|--------|------|
|     |      |               |        | 0m³      | 10m³   | 20m³   | 30m³   | 40m³   | 50m³   | 60m³   | 100m³  | 200m³  | 400m³  |      |
| 13  | 改定前  | 2,200         | 128.81 | 2,200    | 2,357  | 2,514  | 3,802  | 5,090  | 6,378  | 7,667  | 12,819 | 25,700 | 51,462 |      |
|     | 改定後  | 2,090         | 138.60 | 2,090    | 2,387  | 2,684  | 4,070  | 5,456  | 6,842  | 8,228  | 13,772 | 27,632 | 55,352 |      |
|     | アップ率 | -5.0%         | 7.6%   | -5.0%    | 1.3%   | 6.8%   | 7.0%   | 7.2%   | 7.3%   | 7.3%   | 7.4%   | 7.5%   | 7.6%   |      |
| 20  | 改定前  | 2,200         | 128.81 | 2,200    | 2,357  | 2,514  | 3,802  | 5,090  | 6,378  | 7,667  | 12,819 | 25,700 | 51,462 |      |
|     | 改定後  | 2,090         | 138.60 | 2,090    | 2,387  | 2,684  | 4,070  | 5,456  | 6,842  | 8,228  | 13,772 | 27,632 | 55,352 |      |
|     | アップ率 | -5.0%         | 7.6%   | -5.0%    | 1.3%   | 6.8%   | 7.0%   | 7.2%   | 7.3%   | 7.3%   | 7.4%   | 7.5%   | 7.6%   |      |
| 25  | 改定前  | 2,200         | 128.81 | 2,200    | 2,357  | 2,514  | 3,802  | 5,090  | 6,378  | 7,667  | 12,819 | 25,700 | 51,462 |      |
|     | 改定後  | 2,310         | 138.60 | 2,310    | 2,607  | 2,904  | 4,290  | 5,676  | 7,062  | 8,448  | 13,992 | 27,852 | 55,572 |      |
|     | アップ率 | 5.0%          | 7.6%   | 5.0%     | 10.6%  | 15.5%  | 12.8%  | 11.5%  | 10.7%  | 10.2%  | 9.2%   | 8.4%   | 8.0%   |      |
| 30  | 改定前  | 2,640         | 141.13 | 2,640    | 2,797  | 2,954  | 4,365  | 5,777  | 7,188  | 8,599  | 14,245 | 28,358 | 56,584 |      |
|     | 改定後  | 3,080         | 138.60 | 3,080    | 3,377  | 3,674  | 5,060  | 6,446  | 7,832  | 9,218  | 14,762 | 28,622 | 56,342 |      |
|     | アップ率 | 16.7%         | -1.8%  | 16.7%    | 20.7%  | 24.4%  | 15.9%  | 11.6%  | 9.0%   | 7.2%   | 3.6%   | 0.9%   | -0.4%  |      |
| 40  | 改定前  | 3,520         | 141.13 | 3,520    | 3,677  | 3,834  | 5,245  | 6,657  | 8,068  | 9,479  | 15,125 | 29,238 | 57,464 |      |
|     | 改定後  | 4,070         | 138.60 | 4,070    | 4,367  | 4,664  | 6,050  | 7,436  | 8,822  | 10,208 | 15,752 | 29,612 | 57,332 |      |
|     | アップ率 | 15.6%         | -1.8%  | 15.6%    | 18.8%  | 21.6%  | 15.3%  | 11.7%  | 9.3%   | 7.7%   | 4.1%   | 1.3%   | -0.2%  |      |
| 50  | 改定前  | 4,400         | 141.13 | 4,400    | 4,557  | 4,714  | 6,125  | 7,537  | 8,948  | 10,359 | 16,005 | 30,118 | 58,344 |      |
|     | 改定後  | 6,490         | 138.60 | 6,490    | 6,787  | 7,084  | 8,470  | 9,856  | 11,242 | 12,628 | 18,172 | 32,032 | 59,752 |      |
|     | アップ率 | 47.5%         | -1.8%  | 47.5%    | 48.9%  | 50.3%  | 38.3%  | 30.8%  | 25.6%  | 21.9%  | 13.5%  | 6.4%   | 2.4%   |      |
| 75  | 改定前  | 6,600         | 141.13 | 6,600    | 6,757  | 6,914  | 8,325  | 9,737  | 11,148 | 12,559 | 18,205 | 32,318 | 60,544 |      |
|     | 改定後  | 11,000        | 138.60 | 11,000   | 11,297 | 11,594 | 12,980 | 14,366 | 15,752 | 17,138 | 22,682 | 36,542 | 64,262 |      |
|     | アップ率 | 66.7%         | -1.8%  | 66.7%    | 67.2%  | 67.7%  | 55.9%  | 47.5%  | 41.3%  | 36.5%  | 24.6%  | 13.1%  | 6.1%   |      |
| 100 | 改定前  | 8,800         | 141.13 | 8,800    | 8,957  | 9,114  | 10,525 | 11,937 | 13,348 | 14,759 | 20,405 | 34,518 | 62,744 |      |
|     | 改定後  | 17,160        | 138.60 | 17,160   | 17,457 | 17,754 | 19,140 | 20,526 | 21,912 | 23,298 | 28,842 | 42,702 | 70,422 |      |
|     | アップ率 | 95.0%         | -1.8%  | 95.0%    | 94.9%  | 94.8%  | 81.9%  | 72.0%  | 64.2%  | 57.9%  | 41.3%  | 23.7%  | 12.2%  |      |
| 150 | 改定前  | 13,200        | 141.13 | 13,200   | 13,357 | 13,514 | 14,925 | 16,337 | 17,748 | 19,159 | 24,805 | 38,918 | 67,144 |      |
|     | 改定後  | 37,400        | 138.60 | 37,400   | 37,697 | 37,994 | 39,380 | 40,766 | 42,152 | 43,538 | 49,082 | 62,942 | 90,662 |      |
|     | アップ率 | 183.3%        | -1.8%  | 183.3%   | 182.2% | 181.1% | 163.9% | 149.5% | 137.5% | 127.2% | 97.9%  | 61.7%  | 35.0%  |      |

|             |     | 税抜        | 税込        |
|-------------|-----|-----------|-----------|
| 総収入<br>(千円) | 現行  | 1,020,223 | 1,122,245 |
|             | 新料金 | 1,105,883 | 1,216,394 |
| 改訂率         |     | 8.4%      | 8.4%      |

|  |                        |
|--|------------------------|
|  | : 対象者少数                |
|  | : 料金改定率がマイナス           |
|  | : 料金改定率が小さい (10%より小さい) |
|  | : 料金改定率が中庸 (10%～30%)   |
|  | : 料金改定率が大きい (30%より大きい) |

## 【料金案の比較】

単位：円(税込)

| 料金体系 | 13mm：2ヵ月の使用水量    |                  |                  |                  |                  |                  |
|------|------------------|------------------|------------------|------------------|------------------|------------------|
|      | 10m <sup>3</sup> | 20m <sup>3</sup> | 30m <sup>3</sup> | 40m <sup>3</sup> | 50m <sup>3</sup> | 60m <sup>3</sup> |
| 現在   | 2,357            | 2,514            | 3,802            | 5,090            | 6,378            | 7,667            |
| 案①-ア | 2,046            | 2,222            | 3,685            | 5,148            | 6,611            | 8,074            |
| 案①-イ | 2,024            | 2,178            | 3,652            | 5,126            | 6,600            | 8,074            |
| 案①-ウ | 2,310            | 2,750            | 4,037            | 5,324            | 6,611            | 7,898            |
| 案①-エ | 2,167            | 2,464            | 3,850            | 5,236            | 6,622            | 8,008            |
| 案②-ア | 2,266            | 2,442            | 3,905            | 5,368            | 6,831            | 8,294            |
| 案②-イ | 2,244            | 2,398            | 3,872            | 5,346            | 6,820            | 8,294            |
| 案②-ウ | 2,530            | 2,970            | 4,257            | 5,544            | 6,831            | 8,118            |
| 案②-エ | 2,387            | 2,684            | 4,070            | 5,456            | 6,842            | 8,228            |

- 「案①-イ」が最も安価となり、30m<sup>3</sup>以下は現在の料金よりも安くなる。
- 「案①」の方が基本料金が安価なため、全体的に「案①」の方が安価となる。

単位：円(税込)

| 料金体系 | 20mm：2ヵ月の使用水量    |                  |                  |                  |                  |                  |
|------|------------------|------------------|------------------|------------------|------------------|------------------|
|      | 10m <sup>3</sup> | 20m <sup>3</sup> | 30m <sup>3</sup> | 40m <sup>3</sup> | 50m <sup>3</sup> | 60m <sup>3</sup> |
| 現在   | 2,357            | 2,514            | 3,802            | 5,090            | 6,378            | 7,667            |
| 案①-ア | 2,486            | 2,662            | 4,125            | 5,588            | 7,051            | 8,514            |
| 案①-イ | 2,464            | 2,618            | 4,092            | 5,566            | 7,040            | 8,514            |
| 案①-ウ | 2,750            | 3,190            | 4,477            | 5,764            | 7,051            | 8,338            |
| 案①-エ | 2,607            | 2,904            | 4,290            | 5,676            | 7,062            | 8,448            |
| 案②-ア | 2,266            | 2,442            | 3,905            | 5,368            | 6,831            | 8,294            |
| 案②-イ | 2,244            | 2,398            | 3,872            | 5,346            | 6,820            | 8,294            |
| 案②-ウ | 2,530            | 2,970            | 4,257            | 5,544            | 6,831            | 8,118            |
| 案②-エ | 2,387            | 2,684            | 4,070            | 5,456            | 6,842            | 8,228            |

- 「案②-イ」が最も安価となり、20m<sup>3</sup>以下は現在の料金よりも安くなる。
- 「案②」の方が基本料金が安価なため、全体的に「案②」の方が安価となる。